

Newsletter 4. 20th June 2013.

Dear Friend,

AD13 is approaching and almost everything is ready for our Congress! Almost 800 attendees and more than 750 contributions are impressive numbers which indicate the “good shape” of AD. The new developments of several biological and physico-chemical technologies (anammox, struvite recovery, sludge pre-treatment, etc.) open now exceptional opportunities for AD-based processes.

In this Newsletter, we would like to give you some relevant data about the scientific content of the Congress and also some final advises for your presentations and for your trip.

Statistics

The Scientific Programme is composed of 97 Platform presentations grouped in 21 sessions (Figure 1), 108 Short presentations grouped in 9 sessions (Figure 2) and 475 posters divided in 13 topics (Figure 3). The geographical distribution of these contributions (Figures 4-6) indicates the worldwide interest of AD. You can also observe the quite important contribution from companies. We are very satisfied because one of our objectives was to (re) attract again industry to our congress.

Information for Oral Presenters

- Speakers are encouraged to respect the assigned time: Plenary (35 min), Keynotes (25 min), Full-platform (12 min) and Short-platform (7 min).
- Full-platforms should **minimise** and Short presentations should **skip** the introduction section. Please go directly to the objectives and results. Remember that in the keynotes a full revision of the state-of-the art will be done.
- Upload your presentations onto the “Presentation Upload Room” the day before. AD13 staff will be available in this room **on Tuesday 25th** from 15:00 to 18:00.

Information for Poster Presenters

- Posters must be hung in the panel with the number assigned in the conference programme (please check [list of posters](#) to identify your number) on Wednesday 26th between 07:30 and 08:30 am and removed the last day (Friday 28th) after the Closure ceremony.
- Those that printed their posters in Santiago de Compostela (Lapices 4) can pick them up at the Congress Palace (“Presentation Upload Room”) on Tuesday 25th from 10:00 to 17:00.
- Beside the Technical Secretary there will be a map indicating where each poster section is located.

Ceremony Doctor Honoris Causa Prof. Gatze Lettinga

The ceremony will be held on 25th June from 12:30 to 14:00 at the “Pazo de Fonseca” of the University of Santiago de Compostela (Fonseca square, in old town). Afterwards, a lunch will be held at the Royal dining hall at [Hostal dos Reis Católicos](#).

Attendance to the ceremony would require an official invitation by the Rector of our University. If you are interested, [register here](#).



Pazo de Fonseca

Salón Noble

Location: Praza de Fonseca (Salón Noble), 2. 15704 Santiago de Compostela

General Information

Registration

Registration desk will be open on Tuesday 25th (10:00 – 19:00) and from Wednesday 26th to Friday 28th (07:30 – 18:00). Delegates that booked hotels through the AD13 website will register at hotel check-in.

Bus transfer

There is a regular bus (line 6) from the centre of Santiago (Plaza de Galicia) to the Congress Palace every 20 minutes from 7:20 to 22:50.

In addition, on Tuesday 25th a bus service will be provided to transfer delegates to the Opening Ceremony. Buses will depart from the Congress Palace and the official congress hotels at 16:30.

Transport & parking

- There is a fixed rate of 21 € for taxi to/from airport.
- Taxis can be requested by phoning to 981 569 292.
- Airport shuttle bus is available every 30 min at a 3 € cost.
- Parking is available beside the congress venue.

We look forward to welcoming you in Santiago de Compostela next week. Cordially,

Juan M. Lema and Marta Carballa
Organising Committee

Fernando Fdz-Polanco and Jorge Rodriguez
Scientific Committee

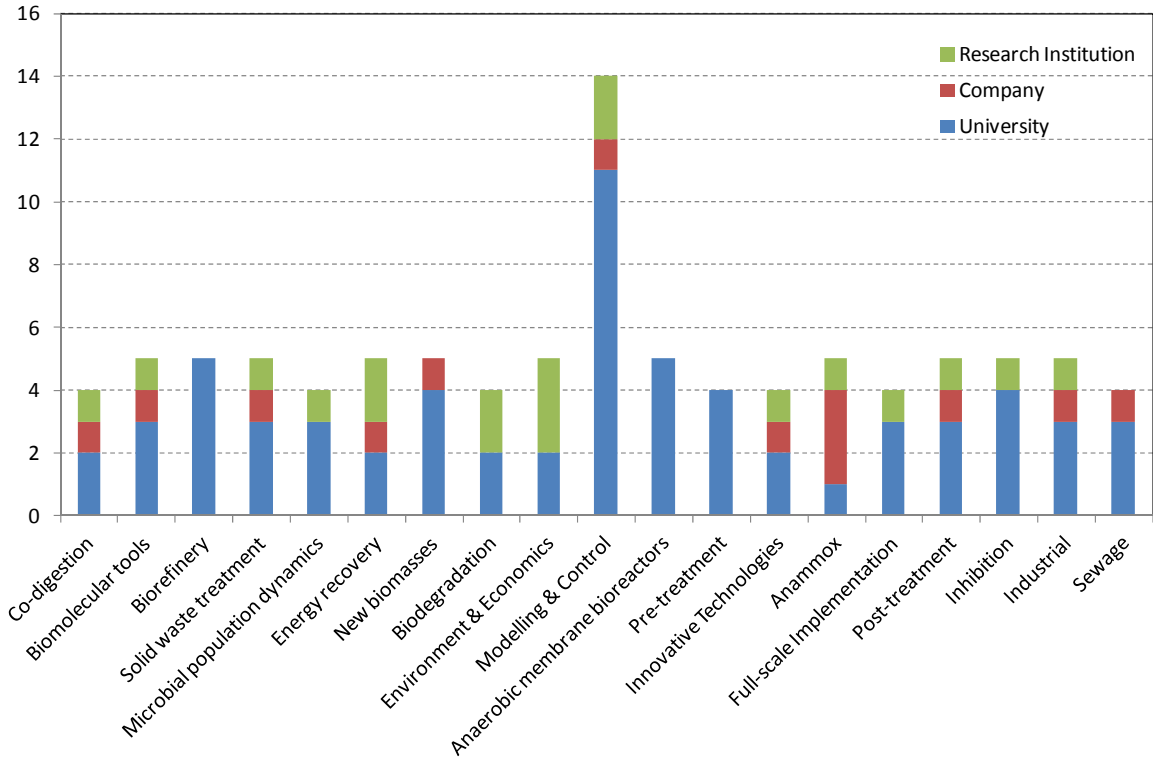


Figure 1. Classification of platform presentations per topic and type of institution.

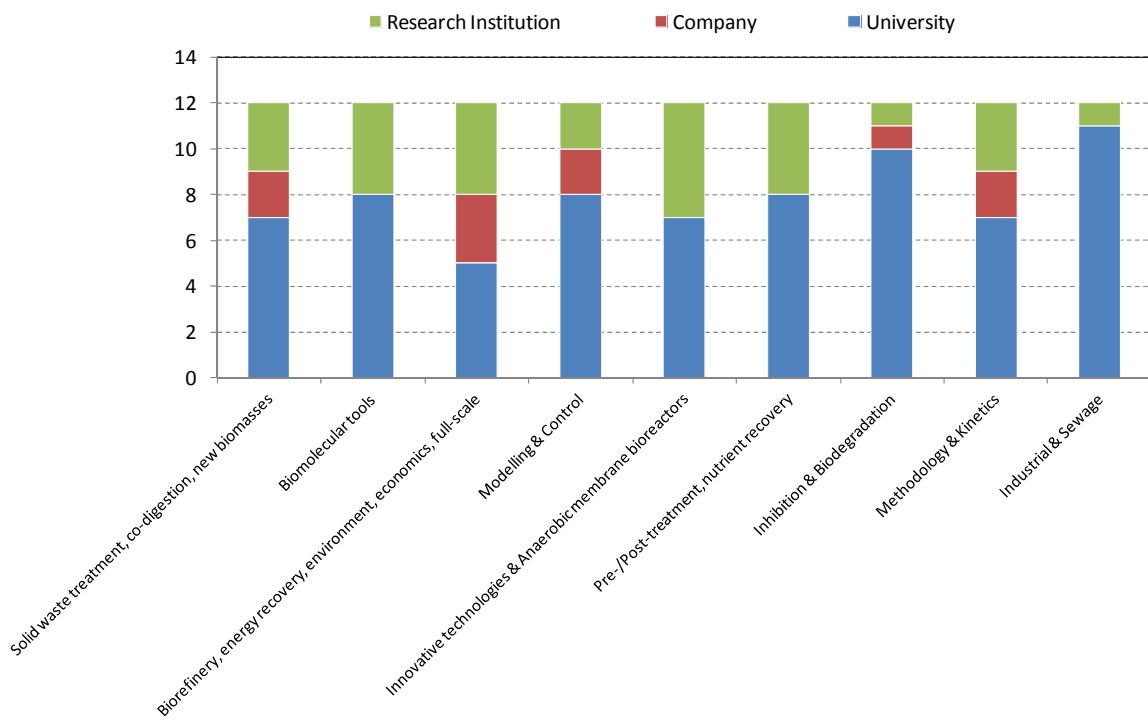


Figure 2. Classification of short presentations per topic and type of institution.

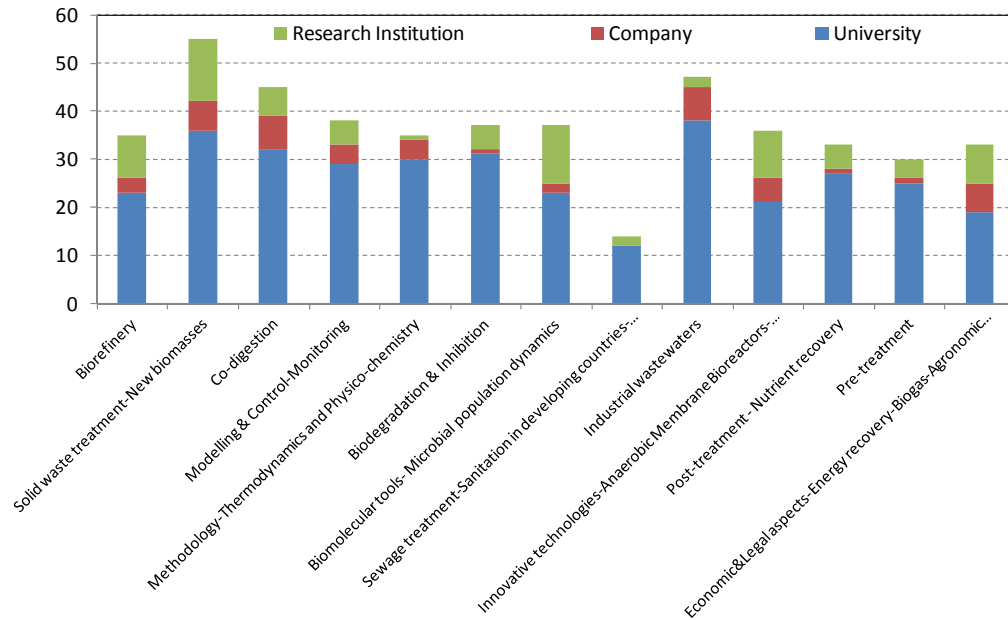


Figure 3. Classification of posters per topic and type of institution.

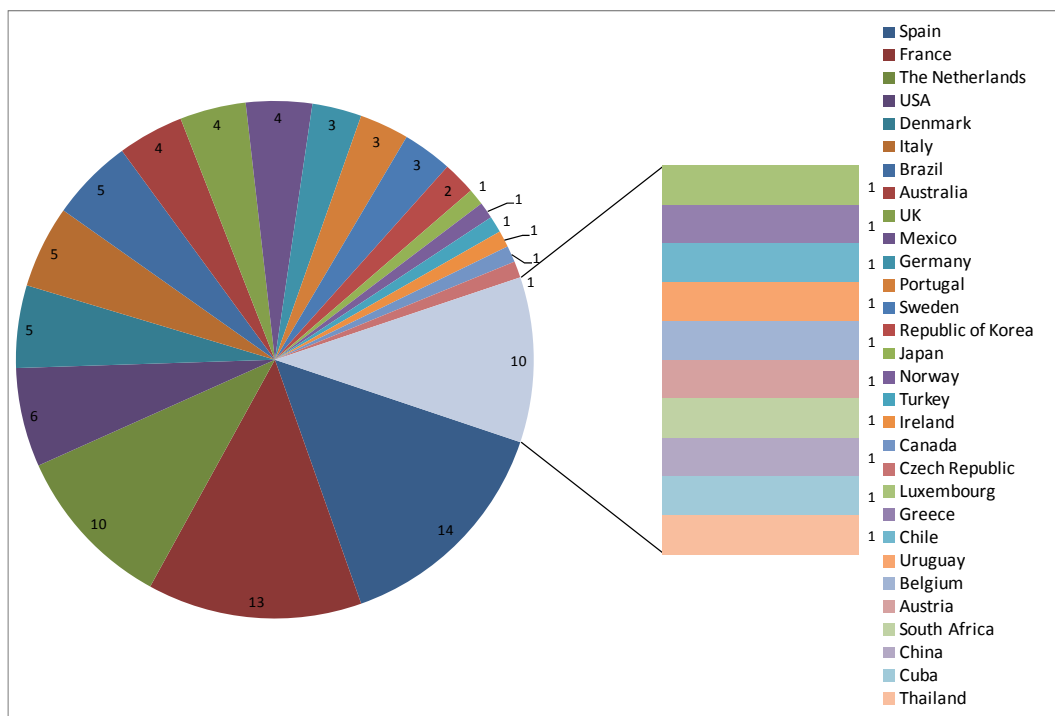


Figure 4. Number of platform presentations per country.

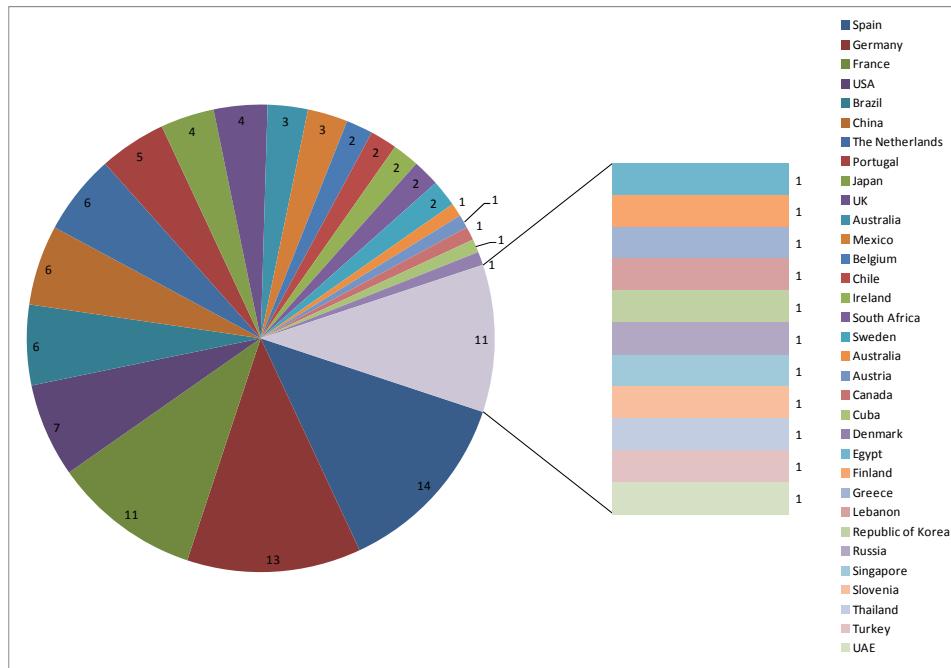


Figure 5. Number of short presentations per country.

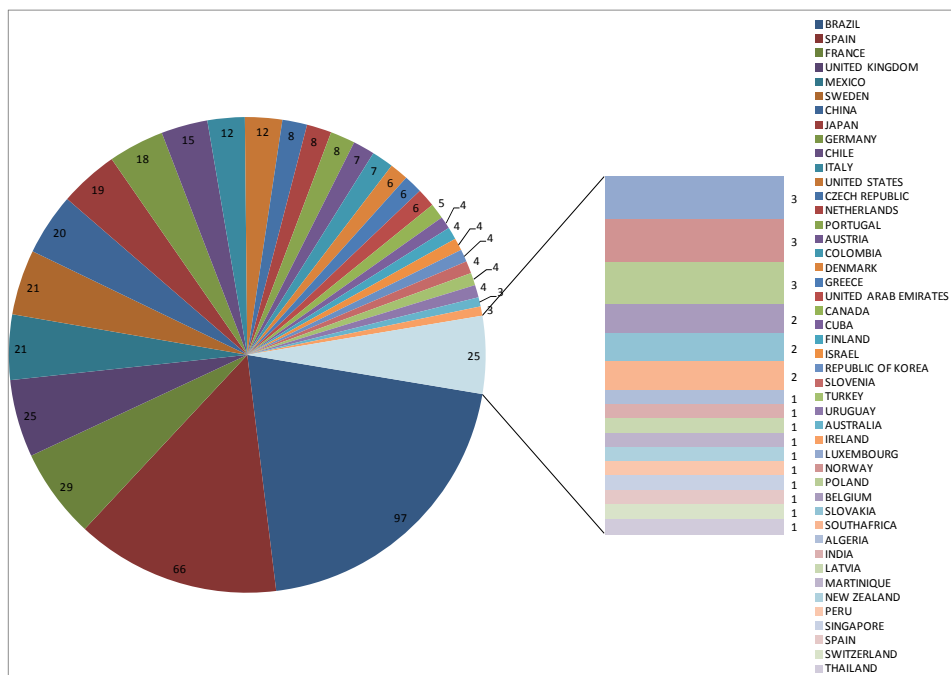


Figure 6. Number of posters per country.